

[insert building address]

FIRE ORDERS

1. REMOVE PEOPLE FROM DANGER

- If safe to do so
- DO NOT place yourself in danger

2. ALERT OTHERS & RAISE ALARM

- If alarm system has not activated proceed to nearest break glass alarm and activate.
- Call Fire Brigade on '000' and state: Lodge, Apartment or Building Name; and Location; Type of emergency Number of people involved

3. CONTAIN

















- Close doors and if possible windows to restrict spread of fire

4. EVACUATE & EXTINGUISH

- If alarm sounds, all occupants move to the assembly area via designated exits.
- If safe to do so and you are trained, attempt to extinguish the fire
- Meet the Fire Brigade on arrival
- DO NOT re-enter the building

Evacuation Diagram—insert date printed

LEGEND

	"YOU ARE HERE"		PUMP ROOM		POWDER EXTINGUISHER		GAS MAIN
	FIRE INDICATOR PANEL		BOOSTER CONNECTION		WATER EXTINGUISHER		EXIT
	FIRST AID KIT		HYDRANT		FOAM EXTINGUISHER		FIRE HOSE REEL
	ASSEMBLY POINT		ELECTRICAL SWITCHBOARD		CO2 EXTINGUISHER		BREAK GLASS ALARM



HOTHAM
Mount Hotham Resort Management

