



















[insert building address]

LEGEND	
	"YOU ARE HERE"
	FIRE INDICATOR PANEL
	FIRST AID KIT
	ASSEMBLY POINT
	DRY POWDER EXTINGUISHER
	WATER EXTINGUISHER
	FOAM EXTINGUISHER
	CO2 EXTINGUISHER
	PUMP ROOM
	BOOSTER CONNECTION
	HYDRANT
	ELECTRICAL SWITCHBOARD
	GAS MAIN
	EXIT
	FIRE HOSE REEL
	BREAK GLASS ALARM
 	

Evacuation Diagram—insert date printed

FIRE ORDERS

1. REMOVE PEOPLE FROM DANGER

- If safe to do so.
- **DO NOT** place yourself in danger.

2. ALERT OTHERS & RAISE ALARM

- If alarm system has not activated, proceed to the nearest break glass alarm and activate.
- Call Fire Brigade on '000' and state: Address or Building Name; Type of Emergency; Number of People involved.

3. CONTAIN

- Close doors behind you and if possible windows to restrict the spread of fire

4. EVACUATE & EXTINGUISH

- If alarm sounds, all occupants move to the assembly area via designated exists.
- If safe to do so and you are trained, attempt to extinguish the fire
- Meet the Fire Brigade on arrival
- **DO NOT** re-enter the building